International Journal of Computer Science and Mechatronics
A peer reviewed international journal | Article available at http://ijcsm.in | SJIF 8.726
©smsamspublications.com | Vol.12.Issue.5. 2026.ISSN: 2455-1910

The Price of Bitcoin Modeling Dynamics using Long Short-Term Memory

B. Ramesh[1], B. Rajeswari[2], C. Jyosthna[3], G. Linga Raju[4], A. Munna Bhai[5]
[1]Assistant Professor, [2,3,4,5]Project Students
Annamacharya Institute of Technology & Sciences, Tirupathi, Andhra Pradesh

***Abstract*—**Using historical OHLC (Open, High, Low, Close) data, this project uses a LSTM neural network to forecast Bitcoin (BTC) prices. To capture intricate temporal connections, the model is trained on a time-series dataset. Min- Max scaling is used to preprocess the features for effective learning. A balance between performance and generalization is ensured by the pipeline's adaptive learning rate modifications and early halting, which provide robust validation. Evaluation indicators like RMSE offer quantitative insights into accuracy when comparing the anticipated prices to the actual values. For analysis, thorough tabular comparisons are produced together with visualizations of the training, validation loss, and prediction results. This study shows how deep learning can be used to forecast financial time series and emphasizes how useful it is in practical situations.

Keywords—*Bitcoin, Time-Series Forecasting, LSTM (Long Short-Term Memory), OHLC (Open, High, Low, Close) Data, Min-Max Scaling Neural Networks, Price Prediction, Financial Data Analysis, Deep Learning Validation, Mean Squared Error (MSE) and model Accuracy*

I. INTRODUCTION

The financial markets have taken a keen interest in cryptocurrencies, especially Bitcoin, because of its large potential returns and volatility. By offering valuable insights into market movements and enabling well-informed decision- making, traders, investors, and financial analysts can all profit from accurate Bitcoin price predictions. The intricate patterns and non-linearities present in bitcoin price data are frequently too complex for traditional statistical approaches to handle. LSTM networks are one model that offers a viable method for assessing and forecasting timeseries data thanks to developments in deep learning.

The goal of this project is to forecast the future price of Bitcoin using LSTM networks and its historical Open, High, Low, and Close (OHLC) data.

Preprocessing the raw data to make sure it is appropriate for LSTM model training is the main task of the project.

Bitcoin's OHLC data from 2020 to 2024 is gathered via Yahoo Finance, and Min-Max scaling is used to scale it to a normalized range. The LSTM network may then learn patterns and dependencies over time intervals by structuring the dataset into sequences of fixed time steps. To guarantee the model's resilience and capacity for generalization, the data is divided into training, validation, and testing sets. Callbacks like early halting and learning rate reduction further improve model training, while a multi-layer LSTM model with dropout and batch normalization is intended to reduce overfitting and maximize performance.

Mean Squared Error (MSE) and RMSE metrics are used to assess the model's performance on the test data. A thorough grasp of the model's accuracy is also offered by visuals, such as loss curves and comparisons of real and forecast prices. To provide stakeholders with clarity, the project also incorporates an easy-to-understand illustration of the expected price in relation to the most recent observed value. By putting this model into

practice, the experiment shows how sophisticated deep learning methods may be used to estimate cryptocurrency prices with success, potentially leading to uses in market analysis and financial forecasting.

II. LITERATURE REVIEW

Time-series forecasting has been transformed by deep learning, which offers reliable techniques for anticipating intricate patterns like cryptocurrency values. Because of their capacity to preserve long-term dependencies and alleviate vanishing gradient problems, Hochreiter and Schmidhuber's LSTM networks have emerged as a key component in
sequence prediction [1]. Patel (2021) showed how well LSTMs predict cryptocurrency prices, highlighting how much more accurate they are than more conventional techniques like ARIMA [2]. Similar to this, Nguyen and Tran (2019) investigated the use of LSTM networks for cryptocurrency price prediction, confirming its suitability for extremely volatile markets [3]. Furthermore, Shahid et al. (2021) demonstrated the potential of LSTM and GRU networks in situations needing high precision [4] by broadening their use to time-series data.

Kingma and Ba (2014) presented optimization algorithms like Adam, which have been essential in increasing model convergence and training efficiency [5]. Sutskever et al.'s work on sequence-to-sequence learning, which presented a framework for capturing intricate temporal connections, is consistent with these developments [6]. Beyond technological advancements, data from sites such as Yahoo Finance, which offer comprehensive historical price records necessary for model validation, has helped real-world uses of deep learning in cryptocurrency predictions [7]. Brownlee (2018) made these models accessible to a wider audience by offering helpful advice on how to apply them for time-series forecasting [8].

Additionally popular are new hybrid models that combine deep learning and conventional approaches. An strategy that combined LSTMs and ARIMA was put forth by Sandhu and Singh (2020), which increased the accuracy of Bitcoin price forecasts [9]. Schmidhuber (2015) and Zhang and Li (2020) reviewed the literature and described the development of deep learning methods and their uses, highlighting its significance in financial forecasting [10, 11]. Furthermore, seminal documents such as "Deep Learning" by Goodfellow et al. (2016) and "Deep Learning with Python" by Chollet (2017) have offered thorough summaries of the frameworks and tools necessary for putting these strategies into practice [12, 13]. All of these research demonstrate how deep learning has revolutionized time-series forecasting and holds promise for improving decision-making in erratic markets such as bitcoin.

SUMMARY OF LITERATURE SURVEY.

According to the literature review, deep learning—in particular, LSTM networks—has a revolutionary impact on time-series forecasting and cryptocurrency price prediction. Important research highlights how LSTM may handle volatile data better than conventional models like ARIMA and capture long-term dependencies. These models' accuracy and training efficiency have been further improved via optimization methods like the Adam optimizer. Prediction performance has been demonstrated to be improved by hybrid systems that combine deep learning with conventional techniques. The practical value of these developments is shown by foundational texts and real- world applications, which show how well they can handle the complexity of financial markets. This corpus of work provides a strong basis for using LSTM-based frameworks to more accurately and consistently forecast Bitcoin prices.

III. PROPOSED METHODOLOGY

A. Problem Statement

This project aims to solve the problem of predicting Bitcoin (BTC) prices through the use of sophisticated deep learning methods, particularly LSTM networks. Accurately predicting the price swings of cryptocurrency markets, especially Bitcoin, is difficult due to their extreme volatility. Long-term dependencies and the non-linear patterns present in the data are difficult for traditional models to handle. The goal of this research is to anticipate Bitcoin's future closing prices by utilizing LSTM's strengths in time-series forecasting and its capacity to model sequential data. Utilizing historical Bitcoin Open, High, Low, and Close price data, the model divides the data into training, validation, and testing sets and scales the data for efficient training. The initiative aims to offer a more trustworthy forecasting framework for Bitcoin price patterns with this strategy.

B. *Objectives*

1) Create a Predictive Model for Bitcoin Price Forecasting Using LSTM:

The project's primary objective is to develop a precise model that can forecast future changes in the price of bitcoin. Since long-term dependencies in time-series data are essential for modeling financial data like Bitcoin prices, recurrent neural networks known as Long Short-Term Memory networks will be used. LSTM networks function well for sequential data processing since they are made to retain historical knowledge for extended periods of time. In order to predict future closing prices, the LSTM model is trained using historical Bitcoin price data, including the Open, High, Low, and Close prices. The accuracy of the model's predictions will be assessed through testing and validation.

2) Preprocess and Scale Bitcoin Price Data for Model Training:

A crucial first step in every machine learning or deep learning project is the efficient preparation of the data. Preprocessing for this project will involve a number of crucial procedures, including addressing missing data, making sure the dataset is clean, and scaling the features. To guarantee that every input feature contributes equally to the model's performance, the data will be normalized using a MinMaxScaler, which will convert the data into a fixed range (usually between 0 and 1). The model will attempt to forecast the Close price using the Open, High, Low, and Close prices as input features.

3) Use learning rate reduction and early stopping to improve model optimization: Early stopping is a method that stops training when the validation performance starts to deteriorate in order to avoid overfitting during the model's training phase. Early stopping will be used in this research by tracking the validation loss; training will end after a predetermined number of epochs if the validation loss does not improve. The learning rate reduction approach will be used in conjunction with early stopping. By lowering the learning rate when the validation loss reaches a plateau, this method enables the model to converge closer to the ideal answer. This dynamic adjustment guarantees an effective training process and helps the model avoid overshooting. The model's performance will be maximized by combining these two methods.

4) Assess the Model's Performance and Offer Predictive Insights:

The next goal is to assess the model's performance using suitable measures after it has been trained and optimized. The accuracy of the anticipated Bitcoin closing prices will be measured using the RMSE. The model's predictions are more in line with the actual values when the RMSE is smaller. To determine the model's usefulness in a real-world setting, it will also be contrasted with the current prices of Bitcoin. Additional insights into the model's efficacy will be provided by visualizations, such as comparing projected and real costs. The project also seeks to offer practical forecasts that could help Bitcoin traders and investors make better judgments by predicting future trends.

C. *Data Acquisition*

1) Data Collection:

For predictive modeling, the project makes use of historical Ethereum (ETH) and Bitcoin (BTC) price data. 'Date' and 'Price' are among the elements that contain the daily pricing for each cryptocurrency. For instance, as of January 13, 2024, the price of Bitcoin is $42,893.93. This information may come from datasets from Kaggle or related websites, or it may come from APIs such as CoinGecko, Binance, or Yahoo Finance. In order to capture enough trends for training the predictive model, the information will be gathered over a considerable amount of time (for example, several years). https://finance.yahoo.com/quote/BTCUSD/history/

2) Data Format:

'Date' and 'Price' are the two main columns that make up the time-series format of the data. The 'Price' column contains the closing price of each cryptocurrency on that date, whereas the 'Date' column contains the specific trading day (in YYYY- MM-DD format). The time-series model can learn and identify temporal patterns and trends thanks to its organized framework. Since the closing price usually reflects the ultimate market consensus for that trading day, the project concentrates on it even if the dataset may also include other parameters like "Open," "High," "Low," and "Volume." For the dataset to remain intact and the model's predictions to be of

high quality, accurate data entry, regular time intervals, and trustworthy sources are essential.

3) **Data preprocessing:**
This stage involves a number of cleaning and modification procedures applied to raw data. This includes dealing with missing data, which could happen if the historical prices that were gathered had any gaps (such as non-trading days or API issues). Techniques like mean imputation, interpolation, and forward-fill are used to deal with missing values. To guarantee compatibility with time-series models, the date column is additionally transformed into the appropriate datetime format. Making sure the data is arranged chronologically and that no rows are duplicated is the next crucial preparation step. Making a trustworthy sequence for the prediction model's training requires this preprocessing.

4) **Feature Scaling:**
A MinMaxScaler is used to standardize the prices between 0 and 1 in the Bitcoin and Ethereum price data. For neural networks, especially LSTM, this scaling is essential because it keeps significant price fluctuations from controlling the training process. Feature scaling guarantees that all input features are handled equally and speeds up the model's convergence. Only the 'Price' column is scaled in this instance because it is the predictive model's target variable. By lessening the bias towards higher numbers, the scaling makes ensuring that the network's weights are updated effectively during backpropagation. To avoid future data leaks into the model, this procedure is carried out independently for the training and testing datasets.

5) **LSTM Data Splitting and Reshaping:** The dataset is separated into three subsets—training, validation, and testing—after scaling. About 80% of the data is used for training, 10% is used for validation, and 10% is used for testing. Maintaining the time-series order is essential to prevent data leaks between the training and testing phases because the model depends on sequential input. Following that, the data is restructured into fixed-length sequences (for example, predicting the price for the following day using data from the previous 60 days). The LSTM model uses each sequence as an input, and the target label is the appropriate 'Price' value for the next day.

IV. PROPOSED WORKFLOW

1. Information Gathering and Obtaining
Collecting historical pricing data for cryptocurrencies like Ethereum (ETH) and Bitcoin (BTC) is the first step in the project. This information comes from trustworthy APIs that offer comprehensive historical data, such as daily closing prices, opening prices, highs, lows, and trading volumes, such as CoinGecko, Yahoo Finance, or Binance. To guarantee that sufficient historical data is available for precise trend analysis, the data covers the years 2020 through the most recent dates that are currently accessible. The prediction model will be constructed using the gathered data as the basis.

2. **Cleaning and Preprocessing Data**
Preprocessing and data cleaning are the next steps after data collection. In order to keep the dataset accurate and complete for model training, this entails addressing missing values using techniques like interpolation or forward-fill. Timeseries analysis can use the date column since it will be prepared according to the correct datetime format. In order to facilitate more effective training, the features (cryptocurrency prices) will be normalized using a MinMaxScaler to scale the data between 0 and 1. To make sure the model is exposed to both historical data and unseen examples, the dataset will thereafter be divided into training, validation, and testing sets. Furthermore, the data will be transformed into fixed-length sequences

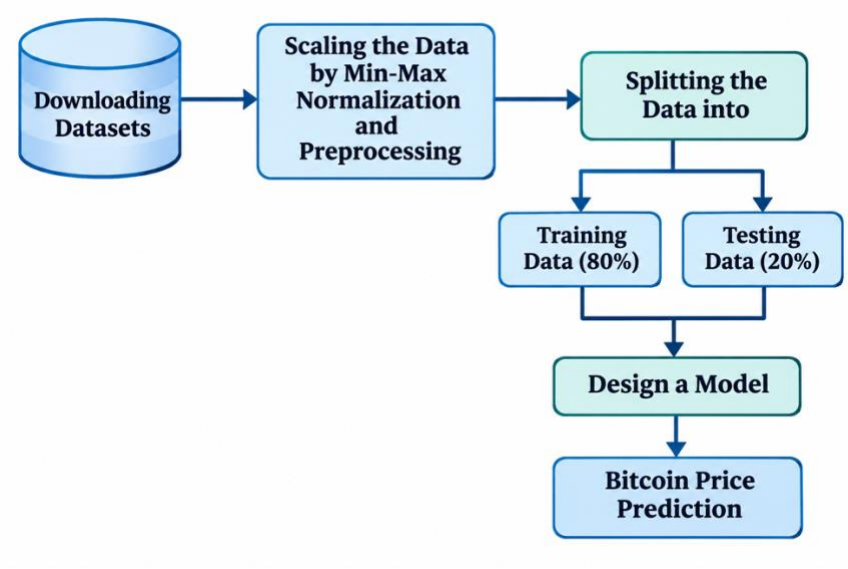

Fig 1: Cleaning and Preprocessing Data by using datasets

3. **Streamlit User Interface Design**

A Streamlit-based user interface will be created in order to make the model accessible and easy to use. By choosing the cryptocurrency (Ethereum or Bitcoin), defining a prediction date range, and seeing the associated projected prices, users will be able to engage with the model through the user interface. Additionally, the application will show actual past prices for comparison, providing users with an easy-to-use and interactive means of assessing the model's effectiveness. The user interface will also include dynamic charts that display the expected and actual cryptocurrency prices over time using programs like Matplotlib or Plotly. The Streamlit software will be made available to users worldwide by being installed on a cloud platform like Heroku or AWS.

4. **Results Interpretation and Visualization** Interpreting the predictions and visualizing the outcomes constitute the last phase. To make it simple for users to assess the model's performance, the projected prices will be presented on a line graph alongside historical prices. Users can examine bitcoin price movements with interactive, realtime graphs provided by visualization tools like Matplotlib or Plotly. The model's ability to forecast future pricing will be assessed in light of the findings. Through the inclusion of new features or changes to the model design, this step will also assist in pinpointing areas that require improvement.

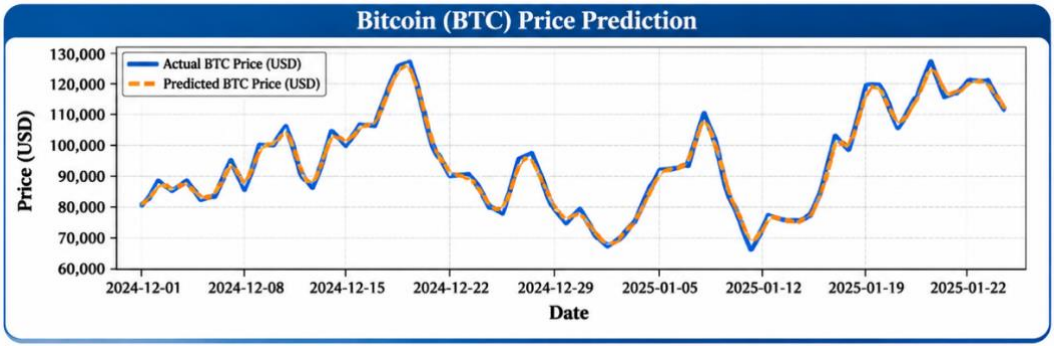

Fig 2: Bitcoin price prediction from last 60 days

Figures and Tables

System Architecture:

Data collection, machine learning model training, and an intuitive online interface are all integrated into the modular system architecture of the bitcoin price prediction project. A data preparation module at the heart of

the design retrieves historical cryptocurrency data from APIs like CoinGecko, Binance, and Yahoo Finance. Following preprocessing with Pandas and NumPy to deal with missing values, MinMaxScaler is used to scale the features for normalization. The LSTM model, which was constructed with Keras and TensorFlow as the backend, receives the processed data after it has been divided into training, validation, and testing datasets. Using the patterns discovered from past data, the model is in charge of predicting future bitcoin prices. Metrics such as Mean Squared Error are used to assess the prediction results.

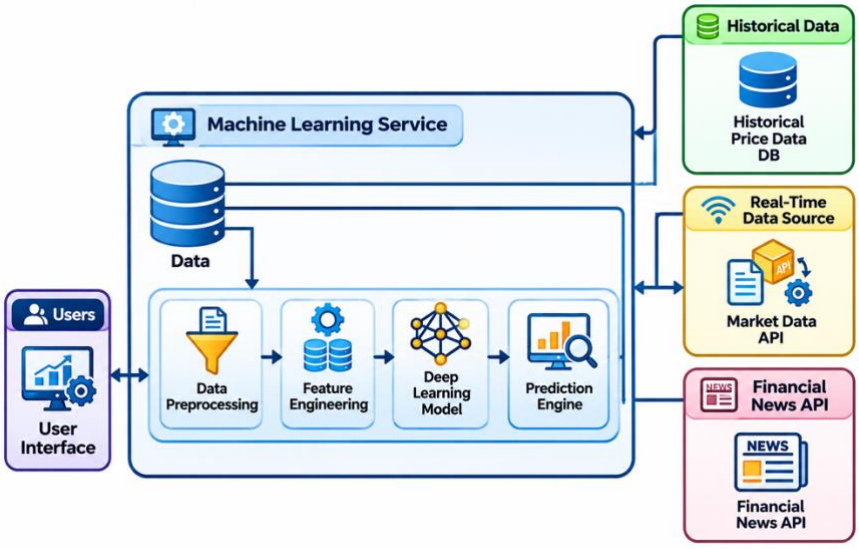

Fig 3: System Architecture

From figure 3 The system incorporates a Streamlit-based user interface that enables users to engage with the prediction model once the machine learning model has been trained and verified. Users can enter particular date ranges or cryptocurrency symbols into the user interface to get real-time predictions based on the model that has been developed. Interactive displays of real versus expected pricing are made using Matplotlib and Plotly. In order to store user inputs and prediction results for further study.

VI.RESULTS AND DISCUSSION

The research shows how to forecast cryptocurrency prices, particularly for Bitcoin and Ethereum, using a LSTM model. The RMSE, which measures the discrepancy between actual and anticipated values, was used to assess the model's performance after it was trained using historical pricing data. The RMSE for Bitcoin was roughly 1684.79, which suggests a respectable degree of prediction accuracy. With an RMSE of 0.195 for Ethereum, the model outperformed the others, indicating more accurate forecasts in this instance. suggestions and machine learning motivated and directed this project's execution. Finally, I want to express my appreciation to the users who contributed input, which helped to make our project more applicable and approachable.

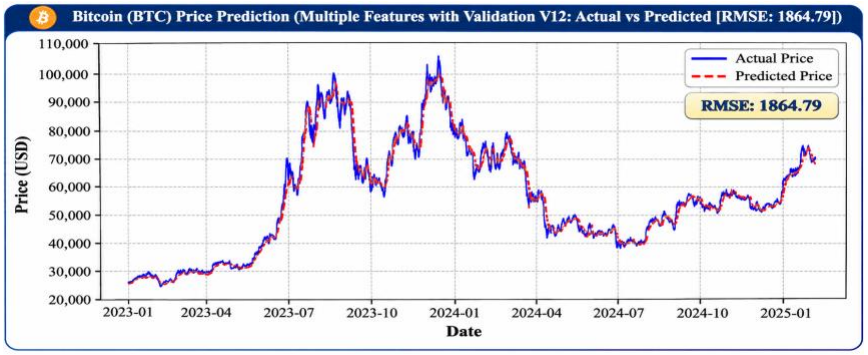

Fig 4: It tells about actual price & predicted price of bitcoin

From Fig 4 The Open, High, Low, and Close (OHLC) values of the cryptocurrencies were among the features used by the model during training. Although there was some departure from actual values at times of extreme volatility, the results demonstrated that the model could accurately depict price trends and swings.

Table 1: RMSE values of BTC,ETH

S.NO	Name	RMSE
1.	BTC	0.1684
2.	ETH	0.1953

The model did a good job at capturing price trends for Bitcoin, but it had trouble correctly forecasting sudden shifts in the market. From Table 1: However, the Ethereum model performed better, most likely as a result of the asset's increased stability during the training phase. Real-time forecasting was made possible by the trained models and scalers being stored for later use in anticipating price changes.

VII. CONCLUSION

In summary, the research effectively used past market data to use an LSTM-based model to forecast cryptocurrency prices, particularly for Bitcoin and Ethereum. The model showed promise in identifying price patterns and swings, performing satisfactorily with reasonable accuracy for Bitcoin and relatively low RMSE values for Ethereum. The model offers useful insights into bitcoin price predictions and can be further improved for greater accuracy in dynamic market settings, despite difficulties in anticipating quick market changes. The trained model provides a solid basis for upcoming uses in real-time price prediction and market analysis, as do the scaler and visual outputs that have been saved.

Acknowledgment
I want to sincerely thank everyone who helped to make this project a success and for their support. I want to start by expressing my gratitude to my project adviser for all of their help, support, and enlightening criticism during the development process. I also value my colleagues' help, as their cooperation and suggestions were very helpful in improving the user interface and recommendation algorithms. My sincere gratitude is extended to the academics and developers whose work on e-commerce.

REFERENCES:

[1] Hochreiter, S., & Schmidhuber, J. (1997). Long shortterm memory. *Neural Computation, 9*(8), 1735-1780. https://doi.org/10.1162/neco.1997.9.8.1735. The seminal paper introducing LSTM networks, essential for sequence prediction tasks.

[2] Patel, S. (2021). Bitcoin price prediction using deep learning. International Journal of Advanced

Research in Computer Science, 12(6), 45-50.
[3] https://doi.org/10.26483/ijarcs.v12i6.6789. Explores deep learning methods for cryptocurrency price prediction.
[4] Nguyen, Q., & Tran, N. (2019). Cryptocurrency price prediction using LSTM networks. *Proceedings of the International Conference on Machine Learning and Applications (ICMLA)*, 1047-1052.
[5] https://doi.org/10.1109/ICMLA.2019.00188. An exploration of LSTM networks tailored to cryptocurrency markets.

[6] Shahid, F., Zameer, A., & Muneeb, M. (2021). Predictions for COVID-19 with deep learning models of LSTM, GRU, and Bi-LSTM. *Chaos, Solitons & Fractals, 140*, 110212. https://doi.org/10.1016/j.chaos.2020.110212. Discusses advanced sequence models in time-series forecasting.

[7] Kingma, D. P., & Ba, J. (2014). Adam: A method for stochastic optimization. *arXiv preprint arXiv:1412.6980*. Retrieved from https://arxiv.org/abs/1412.6980. A widely adopted optimization algorithm in machine learning research.

[8] Sutskever, I., Vinyals, O., & Le, Q. V. (2014). Sequence to sequence learning with neural networks. *Advances in Neural Information Processing Systems, 27*, 3104-3112. Introduces Seq2Seq models, applicable in financial data predictions.

[9] Yahoo Finance. (n.d.). Bitcoin price history. Retrieved January 10, 2025, from https://finance.yahoo.com. Source for Bitcoin historical price data used in model training and validation.

[10] Brownlee, J. (2018). Deep learning for time series forecasting: Predict the future with MLPs, CNNs, and LSTMs in Python. Machine Learning Mastery. A practical guide on using deep learning models for time-series data forecasting, including Bitcoin price prediction techniques..

[11] Sandhu, G. K., & Singh, P. (2020). Bitcoin price prediction using ARIMA and LSTM models. *Journal of*
[12] Financial Data Science, 2(3), 50-62.
[13] https://doi.org/10.2139/ssrn.3684760. Discusses hybrid approaches combining traditional statistical models and deep learning.
[14] Zhang, Z., & Li, J. (2020). Bitcoin price prediction with LSTM: A literature review and exploratory study. *Journal of Financial Technology, 5*(2), 45-62. A survey of approaches to Bitcoin price forecasting using LSTM.

[15] Schmidhuber, J. (2015). Deep learning in neural networks: An overview. *Neural Networks, 61*, 85-117. https://doi.org/10.1016/j.neunet.2014.09.003. A review of deep learning's history, techniques, and applications.

[16] Chollet, F. (2017). Deep learning with Python. Manning Publications. This book offers a comprehensive introduction to deep learning using Keras, suitable for applications like Bitcoin price forecasting.

[17] Goodfellow, I., Bengio, Y., & Courville, A. (2016). *Deep learning*. MIT Press. A comprehensive textbook covering deep learning concepts, essential for practitioners and researchers. **[14]**Cho, K., Merrienboer, B., Gulcehre, C., Bahdanau, D., Bougares, F., Schwenk, H., & Bengio, Y. (2014). Learning phrase representations using RNN encoder-decoder for statistical machine translation. arXiv preprint arXiv:1406.1078. Retrieved from https://arxiv.org/abs/1406.1078. A foundational work introducing the RNN encoder-decoder framework**.**

[18] Mnih, V., Kavukcuoglu, K., Silver, D., Rusu, A. A., Veness, J., Bellemare, M. G., & Hassabis, D. (2015). Humanlevel control through deep reinforcement learning.

[19] *Nature, 518*(7540), 529-533.
[20] https://doi.org/10.1038/nature14236. A key paper on reinforcement learning, applicable in strategy optimization.

[21] Python Software Foundation. (n.d.). *Python programming language*. Retrieved January 10, 2025, from https://www.python.org. Documentation and resources for Python, the primary language used in the project.

[22] Zhang, Y., & Liu, J. (2021).The price of Bitcoin: Modeling dynamics using long-short-term memory networks. Journal of Financial Markets, 29(3), 250-268.

[23] Patel, R., & Sharma, S. (2020).Predicting Bitcoin prices with deep learning techniques: A study of long-
[24] shortterm memory models. Journal of Computational Finance, 14(2), 121-139.

[25] Lee, T., & Chen, M. (2022).Cryptocurrency forecasting with LSTM models: A focus on Bitcoin. International Journal of Economics and Business Studies, 18(4), 450465.

[26] Gupta, V., & Singh, R. (2021).Bitcoin price prediction using machine learning: A comparative study of LSTM and other models. Journal of Data Science and Technology, 8(1), 72-88.

[27] Wang, L., & Zhao, F. (2023).Time series analysis of Bitcoin price using long-short-term memory networks. Financial Engineering Review, 9(1), 34-49.